

5 Glen Road, Neath, SA11 3DS

Price £179,950

An attractive and well presented three-bedroom semi-detached residence, offering generous and versatile family living accommodation throughout. Situated in a desirable location, the property benefits from off-road parking and well-maintained gardens, making it an ideal family home.

The ground floor briefly comprises a welcoming entrance, a spacious and elegant lounge, separate dining room perfect for entertaining, a well-appointed fitted kitchen, and a convenient downstairs cloakroom.

To the first floor, the property offers three well-proportioned bedrooms together with a stylish modern shower room.

Main Dwelling



Enter through PVC door into:

Hallway 13'6" x 6'3" (4.14 x 1.92)



With radiator, tiled flooring and stairs to first floor.

WC 5'1" x 2'7" (1.57 x 0.79)



Fitted with two piece suite to include, low level wc, pedestal wash hand basin, tiled flooring, part tiled walls and window to side.

Lounge 12'0" x 9'3" (3.67 x 2.83)



Cosy lounge with gas fire (not tested), large bay window to front, coved ceiling and radiator.

Dining room 8'9" x 11'10" (2.67 x 3.63)



With large bay window to front, radiator and door into kitchen.

Dining room



Kitchen 17'1" x 5'5" (5.22 x 1.67)



Fitted with base and wall units in shaker style with coordinating work surfaces to include, stainless steels sink and drainer, gas hob and oven with extractor over, space for fridge/freezer and washing machine, tiled flooring, part tiled walls, radiator and door to rear garden.

Kitchen



Landing 8'11" x 5'2" (2.72 x 1.58)



With window to side.

Bedroom one 12'6" x 20'1" (3.82 x 6.14)



Double bedroom with large window to front, space for wardrobes and radiator.

Bedroom one



Bedroom two 8'9" x 11'11" (2.68 x 3.64)




Double bedroom with window to front, storage shelving and radiator.

Bedroom three 6'11" x 8'2" (2.13 x 2.49)

With attic hatch, window to rear and radiator.

Shower room 6'6" x 2'7" widening to 6'0" (2.00 x 0.81 widening to 1.85)



Fitted with three piece suite to include, walk in shower, low level wc, pedestal wash hand basin, tiled flooring, heated towel rail, part tiled walls and window to rear.

Rear garden



Enclosed rear garden offering laid to lawn, trees and shrubs, patio area with storage shed.

Rear garden



Rear garden



Council tax

Neath Port Talbot
Council Tax Band: C
Annual Price: £2,259

Services

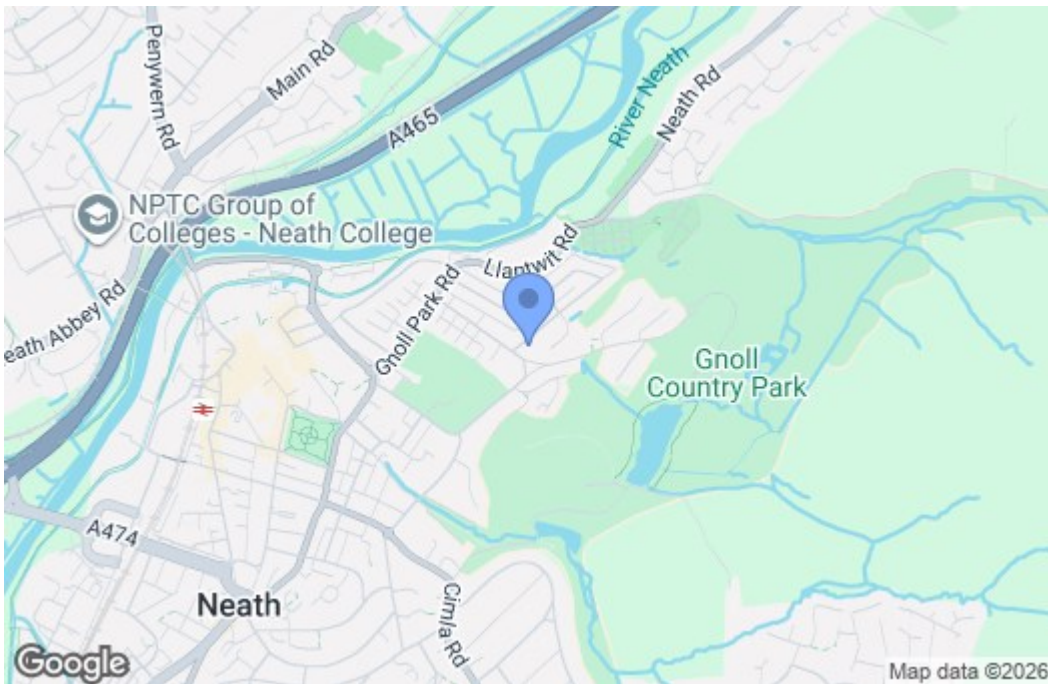
Conservation Area No
Flood Risk; River : Very low; Seas : Very low

Mobile coverage; EE
Vodafone; Three/ O2

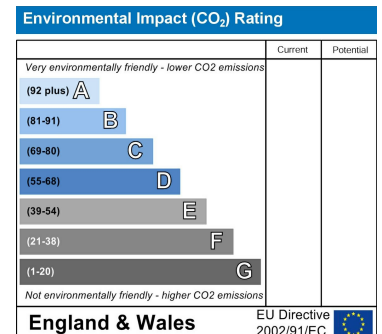
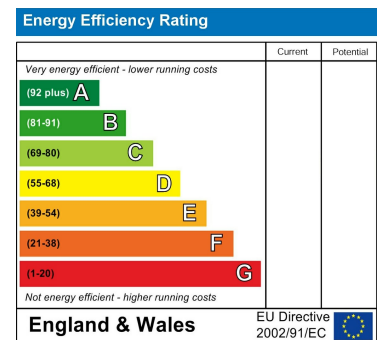
Floor Plan



Area Map



Energy Efficiency Graph



These particulars, whilst believed to be accurate are set out as a general outline only for guidance and do not constitute any part of an offer or contract. Intending purchasers should not rely on them as statements of representation of fact, but must satisfy themselves by inspection or otherwise as to their accuracy. No person in this firm's employment has the authority to make or give any representation or warranty in respect of the property.